

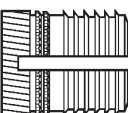
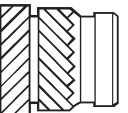
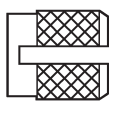
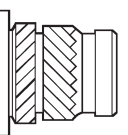
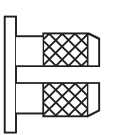
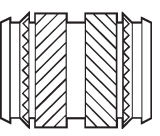
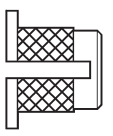
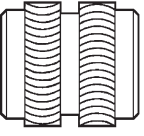
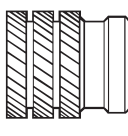
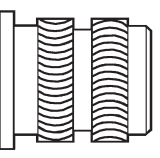
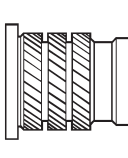
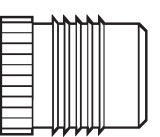

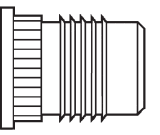
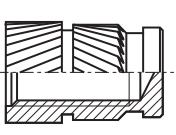
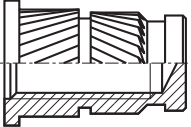
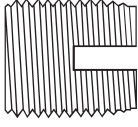
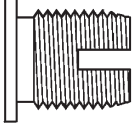
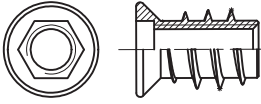
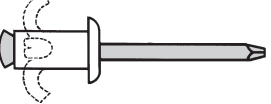
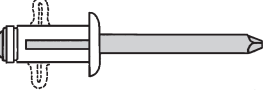
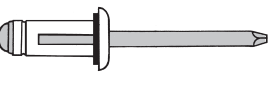





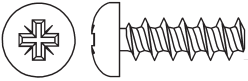
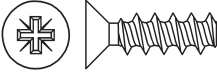



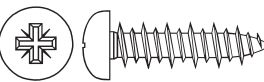
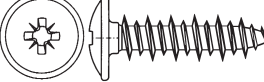
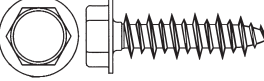
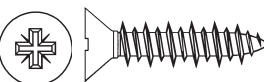
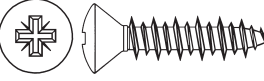
FISSAGGI PER MATERIE PLASTICHE
FASTENERS FOR PLASTIC
GEWINDEEINSÄTZE FÜR KUNSTSTOFFE
FIXATIONS POUR MATIÈRES PLASTIQUES
FIJACIONES PARA PLASTICO












FIXI

		PAGINA PAGE			PAGINA PAGE
GUIDA ALLA SCELTA DELL'INSERTO INSERT SELECTION GUIDE PRODUKTWAHL ANLEITUNG GUIDE POUR LE CHOIX DE L'INSERT GUIA PARA ESCOGER EL INSERTO		4		FXGPB-C	11
INFORMAZIONI TECNICHE TECHNICAL INFORMATION TECHNISCHE INFORMATIONEN DONNÉES TECHNIQUES INFORMACION TECNICA		5		FXGPB-L	11
METODI DI INSTALLAZIONE INSTALLATION METHODS INSTALLATIONSMETHODEN METHODES D'INSTALLATION METODO DE INSTALACION		6		FXPLKB	12
	FXSLB	7		FXBLB	13
	FXHSLB	7		FXHBLB	13
	FXTGB	8		FXHBLRB	13
	FXHLB	9		FXSPB	14
	FXHHLB	9		FXHSPB	14
	FXFLB	10		FXFTGB	15
	FXHFLB	10		FXSLBCH	15

INDICE GENERALE
GENERAL INDEX
INHALTSVERZEICHNIS
SOMMAIRE GÉNÉRAL
INDICE GENERAL

		PAGINA PAGE
	FXHSLBCH	15
	FXSCTB	16-17
	FXHSCTB	16
	BF-BZ	18
	FA-TT	19
	AL-SOF-TT	20
	AL-SOF-TTO	20
	SLOTTED	21
	JACKFIX	21
	RN	22

		PAGINA PAGE
	FXTG+	23
	FXTS+	24
	FXTGF+	24
	FXTGTX	25
	FXTGFTX	25
	DFTG+	26
	DFTGF+	27
	DFTEF	27
	DFTS+	27
	DFTSG+	27

Caratteristiche del materiale Material Characteristics Werkstoff Eigenschaften Caractéristiques du matériel Características del material	FXSLB	FXTCB	FXHLB	FXFLB	FXPLKB	FXBLB	FXFTCB	FXSPB	FXSCTB	FXCPB	BF - BZ
Termoplastici duri Hard Thermoplastics Thermoplaste hart Thermoplastiques durs Termoplásticos duros PA - PPS - PBT - PC/ABS											
Termoplastici medi Medium Thermoplastics Thermoplaste mittel - hart Thermoplastiques moyens Termoplásticos medios ABS - PA - POM - PVC	OK	OK	+/-	OK	OK	+/-	OK	NO	OK	OK	OK
Termoplastici teneri Soft Thermoplastics Thermoplaste soft Thermoplastiques tendres Termoplásticos blandos PP - PE - HDPE	OK	OK	NO	OK	OK	NO	OK	NO	OK	OK	OK
Termoplastici amorfi Amorphous Thermoplastics Thermoplaste formlos Thermoplastiques amorphes Termoplásticos amorfos PPO - PC	OK caldo OK heat No ultrasuoni No ultrasonics	OK caldo OK heat No ultrasuoni No ultrasonics	OK	NO	NO	NO	OK	NO	NO	OK	NO
Termoindurenti Thermosetting Duroplaste Thermoturcissables Termoendurentes	NO	NO	NO	NO	NO	OK	OK	OK	+/-	+/-	+/-
Poliesteri termoindurenti Thermosetting polyester Polyester Duroplaste Polyesteres Thermoturcissables Poliester y termoendurentes SMC - DMC - BMC	NO	NO	NO	NO	NO	NO	OK	+/-	+/-	NO	+/-
Schiume termoplastiche Thermoplastic foams Thermoplastische Schäume Mousses Thermoplastiques Espumas termoplásticas	+/-	+/-	+/-	NO	NO	NO	OK	NO	+/-	NO	OK
Schiume termoindurenti Thermosetting foams Duroplastiche Schäume Mousses Thermoturcissables Espumas termoendurentes	NO	NO	NO	NO	NO	NO	OK	NO	+/-	NO	OK

INFORMAZIONI TECNICHE

TECHNICAL INFORMATION

TECHNISCHE INFORMATIONEN

DONNÉES TECHNIQUES

INFORMACION TECNICA

FIXOR^{SL}

Calle del Dr. Mata num 5, 08203 Sabadell
Tel 93 710 41 60, tecnica@fixor.es
www.fixor.es

5
5.28

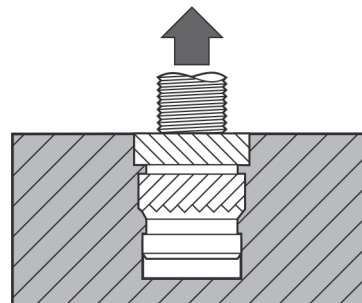
TRAZIONE












PULL-OUT

ZUGFESTIGKEIT

TRACTION

TRACCIÓN



INFORMAZIONI TECNICHE TECHNICAL INFORMATION TECHNISCHE INFORMATIONEN DONNÉES TECHNIQUES INFORMACION TECNICA	FXSLB	FXTCB	FXHLB	FXFLB	FXPLKB	FXBLB	FXFTCB	FXSPB	FXSCTB	FXCPB	BF - BZ
Trazione Pull-out Zugfestigkeit Traction Tracción											
	OK	OK	OK	+/-	+/-	+/-	OK	+/-	OK	+/-	OK

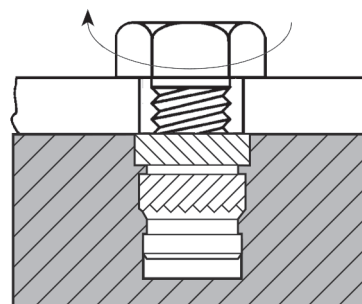
COPPIA DIRETTA












DIRECT TORQUE

DIREKTES DREHMOMENT

COUPLE DIRECT

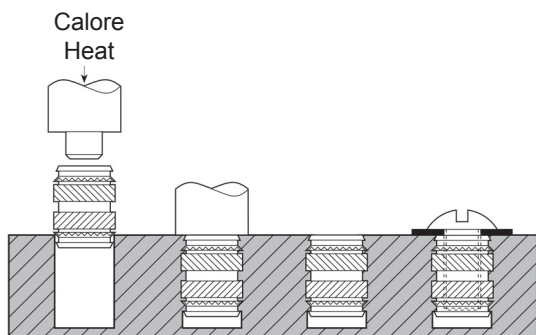
PAR DE GIRO DIRECTO



INFORMAZIONI TECNICHE TECHNICAL INFORMATION TECHNISCHE INFORMATIONEN DONNÉES TECHNIQUES INFORMACION TECNICA	FXSLB	FXTCB	FXHLB	FXFLB	FXPLKB	FXBLB	FXFTCB	FXSPB	FXSCTB	FXCPB	BF - BZ
Coppia diretta Direct torque Direktes Drehmoment Couple direct Par de giro directo											
	OK	OK	OK	+/-	+/-	+/-	OK	OK	NO	+/-	NO

METODI DI INSTALLAZIONE

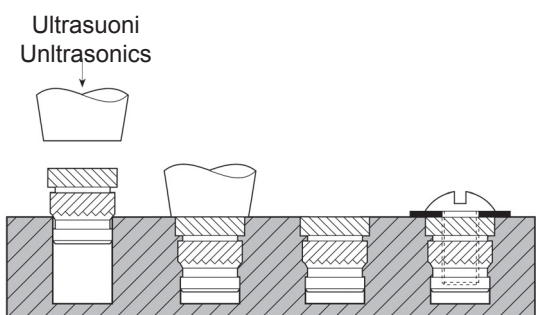
INSTALLATION METHODS
INSTALLATIONSMETHODEN
MÉTHODES D'INSTALLATION
METODO DE INSTALACION



FXSLB	FXTCB	FXHLB
-------	-------	-------

INSERIMENTO A CALDO

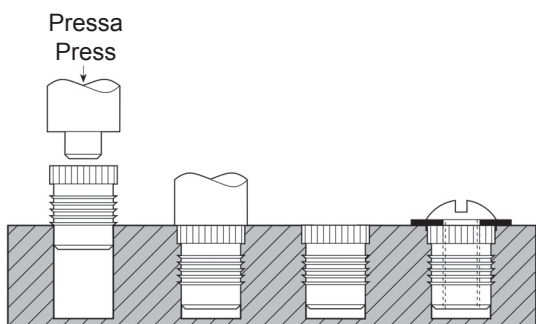
HEAT INSTALLATION
WÄRME EINBETTEN
INSERTION PAR PROCÉDÉ THERMIQUE
INSTALACION CON CALOR



FXSLB

INSERIMENTO AD ULTRASUONI

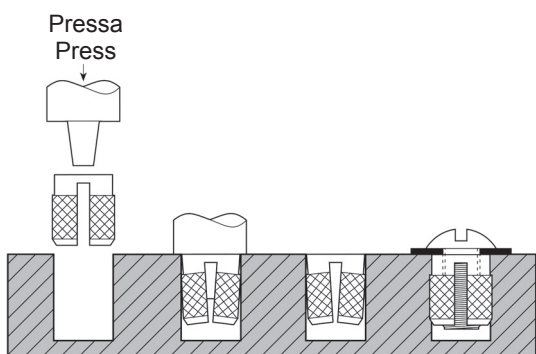
ULTRASONICS INSTALLATION
EINBETTEN MIT ULTRASCHALL
INSERTION PAR PROCÉDÉ ULTRASON
INSTALACION CON ULTRASONIDOS



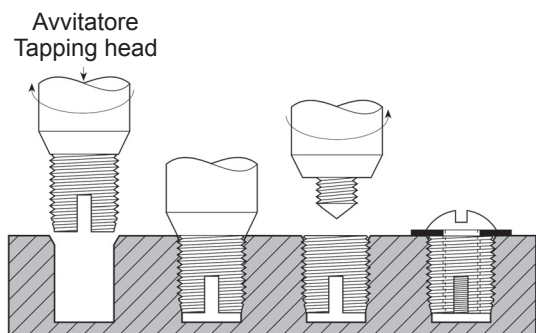
FXFLB	FXSPB
-------	-------

INSERIMENTO A PRESSIONE

PRESS-IN INSTALLATION
EINPRESS-EINSATZ
INSERTION À PRESSION
INSTALACION POR PRESION



FXCPB	FXPLKB	FXBLB
-------	--------	-------



FXSCTB	BF - BZ
--------	---------

INSERIMENTO PER AVVITATURA

TAPPING INSTALLATION
EINSCHRAUB-EINSATZ
INSERTION PAR VISSEMENT
INSTALACION CON TORNILLO

INSERTI FILETTATI IN OTTONE TIPO FXSLB INSERIMENTO A CALDO O ULTRASUONI

FXSLB e FXHSLB sono inserti in ottone, da utilizzare su materiali termoplastici.

Le godronature invertite ne garantiscono un'ottima tenuta alla trazione ed alla rotazione. Possono anche essere inseriti in costampaggio.

BRASS THREADED INSERTS FXSLB TYPE HEAT OR ULTRASONICS INSTALLATION

FXSLB and FXHSLB are brass inserts designed for thermoplastic materials.

The opposing helical knurls provide excellent resistance to torsion and pull out. They can be moulded in.

FIXOR^{SL}

Calle del Dr. Mata num 5, 08203 Sabadell
Tel 93 710 41 60, tecnica@fixores
www.fixor.es

MESSING EINSÄTZE TYP FXSLB WÄRME-UND ULTRASCHALL EINBETTEN

FXSLB und FXHSLB sind Messing Einsätze für Thermoplastische Werkstoffe.

Die Schräkverzahnte Rändelung sichert eine sehr gute Zug- und Verdrehfestigkeit zu. Kann auch in gegossene Bauteile eingesetzt werden.

INSERTS FILETÉS EN LAITON TYPE FXSLB INSERTION PAR PROCÉDÉ THERMIQUE OU ULTRASONS

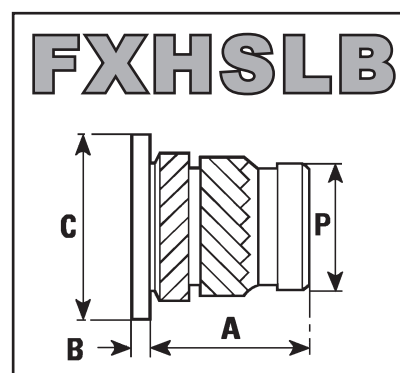
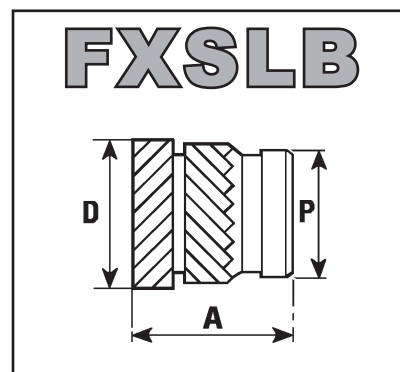
FXSLB et FXHSLB sont des inserts en laiton, à utiliser pour matériaux thermoplastiques.

Les cannelures inversées garantissent une excellente tenue à l'arrachement et à la rotation. Ils peuvent aussi être insérés par moulage.

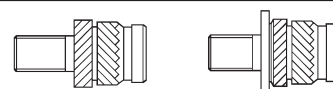
INSERTOS LATON ROSCADOS TIPO FXSLB INSTALACION CON CALOR O ULTRASONIDOS

FXSLB y FXHSLB son insertos de latón para utilizar en materiales termoplásticos. Sus bandas helicoidales invertidas proporcionan una buena combinación de alto par de giro con resistencia a la tracción. Pueden ser utilizados en el interior del molde.

CODICE code FXSLB	CODICE code FXHSLB	Filetto interno Internal Thread	A*	B	C	D	P	Ø foro hole - 0,00 + 0,10	Spess. minimo parete Min. wall thickness
83FXSLBM02	83FXHSLBM02	M 2	4,0	0,53	4,8	3,6	3,1	3,2	1,3
83FXSLBM025	83FXHSLBM025	M 2,5	5,7	0,61	5,5	4,6	3,9	4,0	1,6
83FXSLBM034	83FXHSLBM034	M 3	4	0,61	5,5	4,6	3,9	4,0	1,6
83FXSLBM0348	83FXHSLBM0348	M 3	4,8	0,61	5,5	4,6	3,9	4,0	1,6
83FXSLBM03	83FXHSLBM03	M 3	5,7	0,61	5,5	4,6	3,9	4,0	1,6
83FXSLBM0448	83FXHSLBM0448	M 4	4,8	0,91	7,1	6,3	5,5	5,6	2,1
83FXSLBM0458	83FXHSLBM0458	M 4	5,8	0,91	7,1	6,3	5,5	5,6	2,1
83FXSLBM0472	83FXHSLBM0472	M 4	7,2	0,91	7,1	6,3	5,5	5,6	2,1
83FXSLBM04	83FXHSLBM04	M 4	8,1	0,91	7,1	6,3	5,5	5,6	2,1
83FXSLBM0558	83FXHSLBM0558	M 5	5,8	1,09	7,9	7,1	6,3	6,4	2,6
83FXSLBM582	83FXHSLBM582	M 5	8,2	1,09	7,9	7,1	6,3	6,4	2,6
83FXSLBM05	83FXHSLBM05	M 5	9,5	1,09	7,9	7,1	6,3	6,4	2,6
83FXSLBM0668	83FXHSLBM0668	M 6	6,8	1,35	9,5	8,7	7,9	8,0	3,3
83FXSLBM0695	83FXHSLBM0695	M 6	9,5	1,35	9,5	8,7	7,9	8,0	3,3
83FXSLBM06	83FXHSLBM06	M 6	12,7	1,35	9,5	8,7	7,9	8,0	3,3
83FXSLBM08	83FXHSLBM08	M 8	12,7	1,35	11,1	10,2	9,5	9,6	4,5
83FXSLBM10	83FXHSLBM10	M 10	12,7	1,60	14,0	12,6	11,8	11,9	6,0
83FXSLBM12	83FXHSLBM12	M 12	15,9	2,00	19,0	16,7	15,8	16,0	8,0



- * DISPONIBILI ALTEZZE DIFFERENTI
- * AVAILABLE IN DIFFERENT LENGTHS
- * VERFÜGBAR IN VERSCHIEDENEN LÄNGEN
- * PLUSIEURS HAUTEURS DISPONIBLES
- * DISPONIBLES OTRAS ALTURAS



VERSIONE PRIGIONIERO A RICHIESTA
STUD VERSION ON REQUEST
GEWINDESTIFT AUSFÜHRUNG AUF ANFRAGE
GOUJON DISPONIBLE SUR DEMANDE
VERSION PRISIONERA BAJO PEDIDO

INSERTI FILETTATI IN OTTONE TIPO FXTCB INSERIMENTO A CALDO

FXTCB è un inserto filettato in ottone con le stesse caratteristiche di tenuta del FXSLB. La forma simmetrica permette l'utilizzo durante lo stampaggio della plastica ed è consigliato anche per l'inserimento in automatico.

BRASS THREADED INSERTS FXTCB TYPE HEAT INSTALLATION

FXTCB is a brass insert with the same setting performances as FXSLB. The symmetrical design assists automatic or manual feeding by eliminating the need for orientation during installation.

MESSING EINSÄTZE TYP FXTCB WÄRME EINBETTEN

FXTCB sind Messing Einsätze mit den selben Eigenschaften wie FXSLB. Die symmetrische Form erlaubt die Anwendung während dem Kunststoff Gussverfahren. Wird auch empfohlen für automatisierten Einsatz.

FIXOR_{SL}

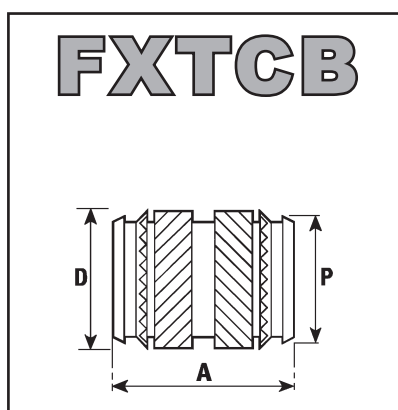
Calle del Dr. Mata num 5, 08203 Sabadell
Tel 93 710 41 60, tecnica@fixor.es
www.fixor.es

INSERTS FILETÉS EN LAITON TYPE FXTCB INSERTION PAR PROCÉDÉ THERMIQUE

FXTCB est un insert fileté en laiton avec les mêmes donnée de tenue du FXSLB. Sa forme symétrique permet son utilisation au cours du moulage du plastique; il est indiqué aussi pour l'insertion automatisée.

INSERTOS LATON ROSCADOS TIPO FXTCB INSTALACION CON CALOR

FXTCB es un inserto de latón roscado, con las mismas características de resistencia que el FXSLB. Su forma simétrica permite su utilización durante el moldeo del plástico, y puede utilizarse tanto para instalación manual como automatizada.



CODICE code FXTCB	Filetto interno Internal Thread	A	D	P	Ø foro hole - 0,00 + 0,10	Spess. minimo parete Min. wall thickness
83FXTCBM02	M 2	4,0	3,6	3,1	3,2	1,3
83FXTCBM025	M 2,5	5,7	4,4	3,9	4,0	1,6
83FXTCBM03	M 3	5,7	4,4	3,9	4,0	1,6
83FXTCBM04	M 4	8,1	6,1	5,5	5,6	2,1
83FXTCBM05	M 5	9,5	6,8	6,3	6,4	2,6
83FXTCBM06	M 6	12,7	8,5	7,9	8,0	3,3
83FXTCBM08	M 8	12,7	10,0	9,5	9,6	4,5
83FXTCBM10	M 10	12,7	12,3	11,8	11,9	6,0
83FXTCBM12	M 12	15,9	16,3	15,8	16,0	8,0

INSERTI FILETTATI IN OTTONE TIPO FXHLB INSERIMENTO A CALDO

FXHLB e FXHHLB sono inserti in ottone, per l'installazione su materiali termoplastici amorf, sensibili all'intaglio.

Caratterizzati da zigrinature arrotondate e non taglienti.

Possano anche essere inseriti in costampaggio.

BRASS THREADED INSERTS FXHLB TYPE HEAT INSTALLATION

FXHLB and FXHHLB are brass inserts used in notch sensitive amorphous thermoplastics.

Featuring rounded knurl bands which avoid plastic cutting. They can be moulded in.

MESSING EINSÄTZE TYP FXHLB WÄRME EINBETTEN

FXHLB und FXHHLB sind Messing Einsätze für die Anwendung auf formlosen, schneide empfindlichen, Thermoplaste Werkstoffen.

Besonderheit ist die abgerundete nicht scharfkantige Rändelung.

Kann auch in gegossene Formteile eingesetzt werden.

INSERTS FILETÉS EN LAITON TYPE FXHLB INSERTION PAR PROCÉDÉ THERMIQUE

FXHLB et FXHHLB sont des inserts pour l'installation dans matériaux thermoplastiques amorphes, sensibles aux coupures.

Ils ont des cannelures arrondies, pour ne pas couper. Ils peuvent aussi être insérés par moulage.

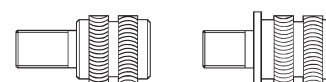
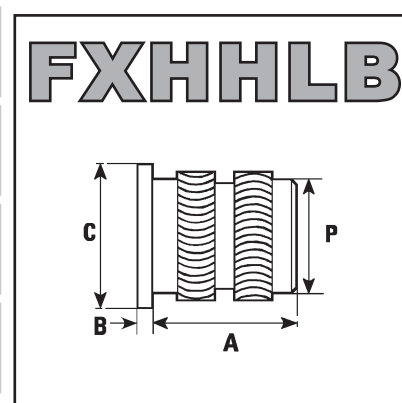
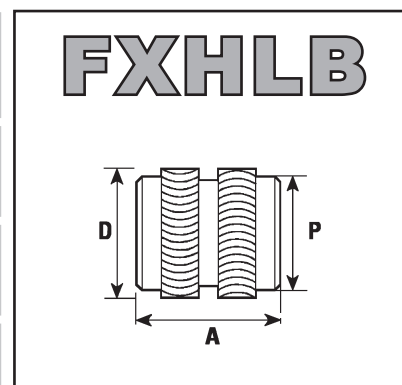
INSERTOS LATON ROSCADOS TIPO FXHLB INSTALACION CON CALOR

FXHLB y FXHHLB son insertos de latón, para la instalación en materiales termoplásticos amorfos que pueden tener riesgo de agrietado, por lo que su formas están redondeadas para evitar provocar grietas. También pueden ser utilizados en el interior del molde de inyección.

FIXOR^{SL}

Calle del Dr. Mata num 5, 08203 Sabadell
Tel 93 710 41 60, tecnica@fixor.es
www.fixor.es

CODICE code FXHLB	CODICE code FXHHLB	Filetto interno Internal Thread	A	B	C	D	P	Ø foro hole - 0,00 + 0,10	Spess. minimo parete Min. wall thickness
83FXHLBM02	83FXHHLBM02	M 2	3,9	0,51	4,8	3,5	3,1	3,2	1,4
83FXHLBM025	83FXHHLBM025	M 2,5	5,8	0,58	5,5	4,4	3,9	4,0	1,8
83FXHLBM03	83FXHHLBM03	M 3	5,8	0,58	5,5	4,4	3,9	4,0	1,8
83FXHLBM04	83FXHHLBM04	M 4	8,1	0,89	7,1	6,1	5,5	5,6	2,4
83FXHLBM05	83FXHHLBM05	M 5	9,5	1,07	7,9	6,9	6,3	6,4	2,8
83FXHLBM06	83FXHHLBM06	M 6	12,7	1,32	9,5	8,5	7,9	8,0	3,6
83FXHLBM08	83FXHHLBM08	M 8	12,7	1,32	11,1	10,0	9,5	9,6	5



VERSIONE PRIGIONIERO A RICHIESTA
STUD VERSION ON REQUEST
GEWINDESTIFT AUSFÜHRUNG AUF
ANFRAGE
GOUJON DISPONIBLE SUR DEMANDE
VERSION PRISIONERA BAJO PEDIDO

INSERTI FILETTATI IN OTTONE TIPO FXFLB INSERIMENTO A PRESSIONE

FXFLB - FXHFLB sono inserti in ottone, da installare a pressione su materiali termoplastici teneri e medi.

BRASS THREADED INSERTS FXFLB TYPE PRESS-IN INSTALLATION

FXFLB - FXHFLB are press-in brass inserts which can be installed into soft and medium thermoplastic materials

MESSING EINSÄTZE TYP FXFLB EINPRESS-EINSATZ

FXFLB-FXHFLB sind Messing Einpress-Einsätze für weiche und mittlere Thermoplaste Materialien.

INSERTS FILETÉS EN LAITON TYPE FXFLB INSERTION À PRESSION

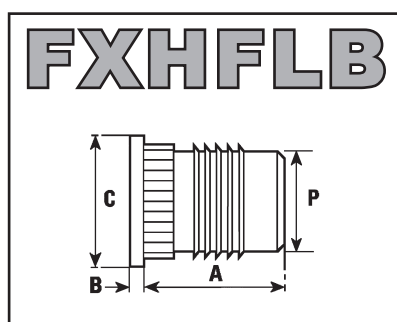
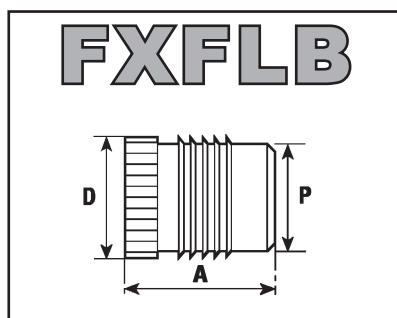
FXFLB - FXHFLB sont des inserts en laiton à insérer à pression dans matériaux thermoplastiques tendres et moyens.

INSERTOS LATON ROSCADOS TIPO FXFLB INSTALACION A PRESION

FXFLB y FXHFLB son insertos de latón, para instalar a presión sobre materiales termoplásticos blandos o medios.

FIXOR^{SL}

Calle del Dr. Mata num 5, 08203 Sabadell
Tel 93 710 41 60, tecnica@fixor.es
www.fixor.es



CODICE code FXFLB	CODICE code FXHFLB	Filetto interno Internal Thread	A	B	C	D	P	Ø foro hole - 0,00 + 0,10	Spess. minimo parete Min. wall thickness
83FXFLBM02	83FXHFLBM02	M 2	4,0	0,45	4,8	3,7	3,1	3,2	1,6
83FXFLBM025	83FXHFLBM025	M 2,5	4,8	0,58	5,5	4,5	3,9	4,0	2,0
83FXFLBM03	83FXHFLBM03	M 3	4,8	0,58	5,5	4,5	3,9	4,0	2,0
83FXFLBM04	83FXHFLBM04	M 4	7,9	0,89	7,1	6,1	5,5	5,6	2,8
83FXFLBM05	83FXHFLBM05	M 5	9,5	1,07	7,9	7,0	6,3	6,4	3,2
83FXFLBM06	83FXHFLBM06	M 6	12,7	1,32	9,5	8,6	7,9	8,0	4,0
83FXFLBM08	83FXHFLBM08	M 8	12,7	1,32	11,1	10,2	9,5	9,6	4,8



VERSIONE PRIGIONIERO A RICHIESTA
STUD VERSION ON REQUEST
GEWINDESTIFT AUSFÜHRUNG AUF
ANFRAGE
GOUJON DISPONIBLE SUR DEMANDE
VERSION PRISIONERA BAJO PEDIDO

INSERTI FILETTATI AD ESPANSIONE IN OTTONE TIPO FXCPB INSERIMENTO A PRESSIONE

FXCPB sono inserti ad espansione in ottone, da installare a pressione su tutti i materiali termoplastici.
Dopo l'inserimento hanno un leggero effetto autofrenante sulla vite.
Ottima resistenza a coppia e trazione.

EXPANSION BRASS INSERTS FXCPB TYPE PRESS-IN INSTALLATION

FXCPB are press-in expansion brass inserts suitable for installation in all thermoplastic materials.
Slight self-locking effect on the screw after installation.
Provides excellent torque-to-turn and pull-out performance.

MESSING EXPANSION EINSÄTZE TYP FXCPB EINPRESS-EINSATZ

FXCPB sind Messing Expansion Einsätze für Einpress-Einsatz. Geeignet für alle Thermoplaste
Nach dem Einsatz entsteht eine leichte selbstsichernde Schrauben Wirkung.
Sehr hoher Zug – und Verdreh Widerstand.

INSERTS FILETÉS À EXPANSION EN LAITON TYPE FXCPB INSERTION À PRESSION

FXCPB sont des inserts à expansion en laiton, à installer à pression dans tous matériaux thermoplastiques.
Après la pose ils ont un léger effet auto-freiné sur la vis.
Excellente tenue au couple et à l'arrachement.

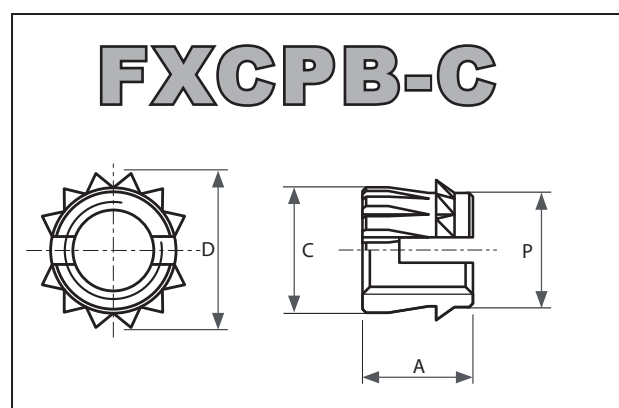
INSERTOS EXPANSION DE LATON TIPO FXCPB INTALACION POR PRESION

FXCPB son insertos expansión de latón por presión aptos para todo tipo de materiales termoplásticos.
Después de la instalación tienen un efecto de autobloqueo del tornillo.
Proporcionan una excelente resistencia tanto al par de giro como a tracción.

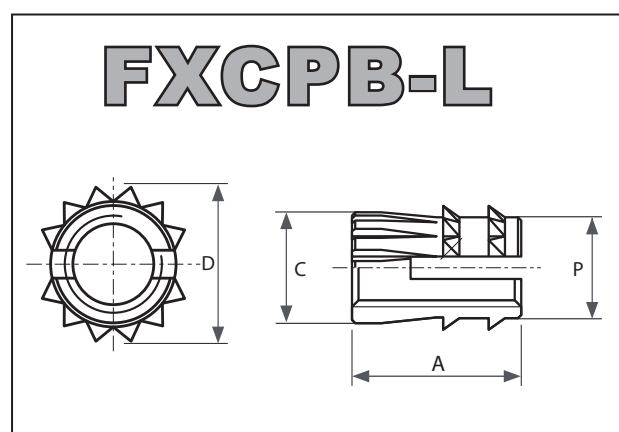
FIXOR^{SL}

Calle del Dr. Mata num 5, 08203 Sabadell
Tel 93 710 41 60, tecnica@fixor.es
www.fixor.es

CODICE code FXCPB-C	Filetto interno Internal Thread	A	C	D	P	Ø foro / hole
83FXCPBM0235C	M2	3,5	3,5	3,9	3,1	3,1 - 3,2
83FXCPBM0254C	M2,5	4	4	4,4	3,5	3,6 - 3,7
83FXCPBM035C	M3	5	5	5,6	4,5	4,6 - 4,7
83FXCPBM045C	M4	5	6	6,6	5,4	5,5 - 5,6
83FXCPBM056C	M5	6	7	7,6	6,5	6,6 - 6,7
83FXCPBM067C	M6	7	8	8,6	7,5	7,6 - 7,7



CODICE code FXCPB-L	Filetto interno Internal Thread	A	C	D	P	Ø foro / hole
83FXCPBM038L	M3	8	5	5,6	4,5	4,6 - 4,7
83FXCPBM0395L	M3	9,5	5	5,6	4,5	4,6 - 4,7
83FXCPBM048L	M4	8	6	6,6	5,4	5,5 - 5,6
83FXCPBM0495L	M4	9,5	6	6,6	5,4	5,5 - 5,6
83FXCPBM059L	M5	9	7	7,6	6,5	6,6 - 6,7
83FXCPBM069L	M6	9	8	8,6	7,5	7,6 - 7,7
83FXCPBM0810L	M8	10	10	10,6	9,4	9,5 - 9,6



Disponibili a richiesta le versioni senza intagli.

Unslotted version available on demand.

Auf Anfrage auch ohne Schlitz.

Versions sans fentes coupantes disponibles sur demande.

Bajo pedido disponibles sin ranuras.

INSERTI FILETTATI IN OTTONE TIPO FXPLKB INSERIMENTO A PRESSIONE

FXPLKB é un inserto in ottone, per l'installazione rapida su materiali termoplastici teneri e medi.
Dopo l'inserimento ha un leggero effetto autofrenante sulla vite.

FIXOR_{SL}

Calle del Dr. Mata num 5, 08203 Sabadell
Tel 93 710 41 60, tecnica@fixor.es
www.fixor.es

BRASS THREADED INSERTS FXPLKB TYPE PRESS-IN INSTALLATION

FXPLKB is a press-in expansion brass insert, used in soft and medium thermoplastics.
Slightly self-locking after installation.

MESSING EINSÄTZE TYP FXPLKB EINPRESS-EINSATZ

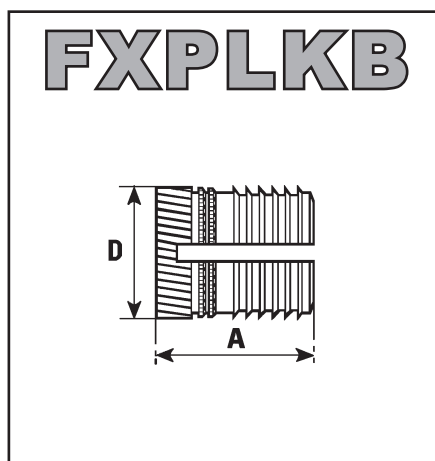
FXPLKB ist ein Messing Einsatz für schnelles Einbetten auf soft und mittel-harten Thermoplaste.
Nach dem Einsatz entsteht eine leichte Schrauben Sicherungswirkung

INSERTS FILETÉS EN LAITON TYPE FXPLKB INSERTION À PRESSION

FXPLKB est un insert pour insertion rapide dans matériaux thermoplastiques tendres et moyens.
Après insertion il a un effet auto-freiné.

INSERTOS LATON ROSCADOS TIPO FXPLKB INSTALACION A PRESION

FXPLKB es un inserto en latón, para instalación rápida en materiales termoplásticos blandos o medios.
Una vez instalados tienen un ligero efecto autoblocante.



CODICE code FXPLKB	Filetto interno Internal Thread	A	D	Ø foro hole - 0,00 + 0,10	Spess. minimo parete Min. wall thickness
83FXPLKBM02	M 2	4,0	3,7	3,2	1,6
83FXPLKBM025	M 2,5	5,8*	4,5	4,0	2,0
83FXPLKBM03	M 3	5,8*	4,5	4,0	2,0
83FXPLKBM04	M 4	8,2*	6,2	5,6	2,8
83FXPLKBM05	M 5	9,5*	6,9	6,4	3,2
83FXPLKBM06	M 6	12,7*	8,5	8,0	4,0
83FXPLKBM08	M 8	12,7	10,1	9,6	4,8

- * DISPONIBILI ALTEZZE DIFFERENTI
- * AVAILABLE IN DIFFERENT LENGTHS
- * VERFÜGBAR IN VERSCHIEDENEN LÄNGEN
- * PLUSIEURS HAUTEURS DISPONIBLES
- * DISPONIBLES OTRAS ALTURAS

INSERTI FILETTATI IN OTTONE TIPO FXBLB

INSERIMENTO A PRESSIONE

FXBLB - FXHBLB - FXHBLRB sono inserti in ottone ad inserimento a pressione con tenuta ad espansione. Ideali per termoindurenti.

Dopo l'inserimento hanno un leggero effetto autofrenante sulla vite.

BRASS THREADED INSERTS FXBLB TYPE

PRESS-IN INSTALLATION

FXBLB - FXHBLB - FXHBLRB are press-in expansion brass inserts used in hard thermosetting plastics. Slightly self-locking after installation.

MESSING EINSÄTZE TYP FXBLB EINPRESS-EINSATZ

FXBLB-FXHBLB-FXHBLRB sind Messing Einsätze zum Einpressen mit Expansionsfestigkeit. Ideal für Duroplaste. Nach dem Einsatz entsteht eine leichte Schrauben Sicherungswirkung

INSERTS FILETÉS EN LAITON TYPE FXBLB

INSERTION À PRESSION

FXBLB - FXHBLB - FXHBLRB sont des inserts en laiton avec insertion par expansion. Indiqués pour therm durcissables. Après insertion ils ont un effet auto-freiné.

INSERTOS LATON ROSCADOS TIPO FXBLB

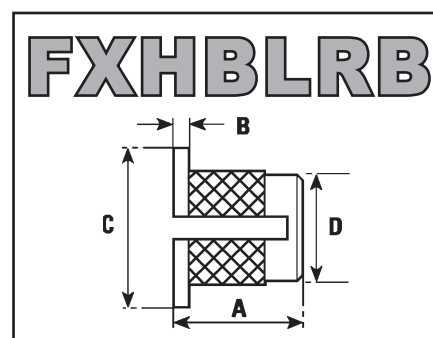
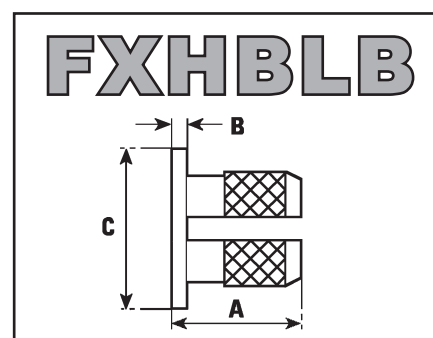
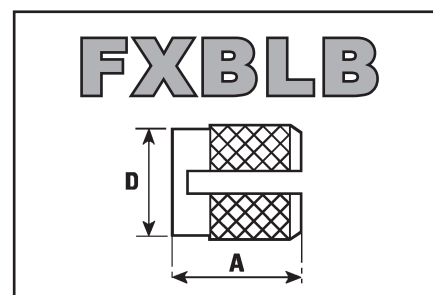
INSTALACION A PRESION

FXBLB-FXHBLB-FXHBLRB son insertos de latón para instalación a presión con alojamiento por expansión lo que los hace adecuados para plásticos termoendurentes. Después de la instalación tienen un ligero efecto de retención sobre el tornillo.

FIXOR^{SL}

Calle del Dr. Mata num 5, 08203 Sabadell
Tel 93 710 41 60, tecnica@fixor.es
www.fixor.es

CODICE code FXBLB	CODICE code FXHBLB	CODICE code FXHBLRB	Filetto interno Internal Thread	A	B	C	D	Ø foro hole - 0,00 + 0,10	Spess. minimo parete Min. wall thickness
83FXBLBM02	83FXHBLBM02	83FXHBLRBM02	M 2	3,9	0,43	4,8	3,2	3,2	2,4
83FXBLBM025	83FXHBLBM025	83FXHBLRBM025	M 2,5	4,7	0,51	5,5	4,0	4,0	3,2
83FXBLBM03	83FXHBLBM03	83FXHBLRBM03	M 3	4,7	0,51	5,5	4,0	4,0	3,2
83FXBLBM04	83FXHBLBM04	83FXHBLRBM04	M 4	7,9	0,82	7,1	5,5	5,6	4,0
83FXBLBM05	83FXHBLBM05	83FXHBLRBM05	M 5	9,4	0,99	7,9	6,3	6,4	4,8
83FXBLBM06	83FXHBLBM06	83FXHBLRBM06	M 6	12,6	1,25	9,5	7,9	8,0	6,0
83FXBLBM08	83FXHBLBM08	83FXHBLRBM08	M 8	12,6	1,25	11,1	9,5	9,6	7,0



INSERTI FILETTATI IN OTTONE TIPO FXSPB INSERIMENTO A PRESSIONE

FXSPB - FXHSPB sono inserti in ottone, studiati per l'utilizzo nei termoindurenti.
Le zigrinature permettono una grande resistenza alla torsione.

FIXOR*SL*

Calle del Dr. Mata num 5, 08203 Sabadell
Tel 93 710 41 60, tecnica@fixor.es
www.fixor.es

BRASS THREADED INSERTS FXSPB TYPE INSTALLATION BY ACTION PRESS

FXSPB - FXHSPB are press-in brass inserts ideal for use in thermosetting materials.
High torque-out resistance.

MESSING EINSÄTZE TYP FXSPB EINPRESSEINBETTUNG

FXSPB-FXHSPB sind Messing Einsätze, entwickelt für Duroplaste.
Die Rändelung bzw Verzahnung sichert einen hohen Verdreh Widerstand zu.

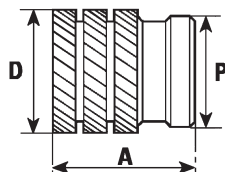
INSERTS FILETÉS EN LAITON TYPE FXSPB INSERTION À PRESSION

FXSPB - FXHSPB sont des inserts indiqués pour l'utilisation avec matériaux thermodurcissables.
Les cannelures garantissent une grande résistance au couple.

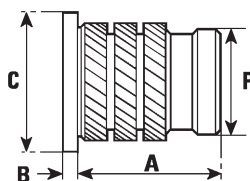
INSERTOS LATON ROSCADOS TIPO FXSPB INSTALACION A PRESION

FXSPB-FXHSPB son insertos de latón, diseñados para su utilización en plásticos termoendurentes,
con una gran resistencia al par de giro.

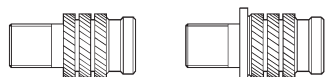
FXSPB



FXHSPB



CODICE code FXSPB	CODICE code FXHSPB	Filetto interno Internal Thread	A	B	C	D	P	Ø foro hole - 0,00 + 0,10	Spess. minimo parete Min. wall thickness
83FXSPBM02	83FXHSPBM02	M 2	4,1	0,51	4,8	3,3	3	3,1	1,6
83FXSPBM025	83FXHSPBM025	M 2,5	5,3	0,58	5,5	4,2	3,7	3,8	2,0
83FXSPBM03	83FXHSPBM03	M 3	5,3	0,58	5,5	4,2	3,7	3,8	2,0
83FXSPBM04	83FXHSPBM04	M 4	7,4	0,89	7,1	5,8	5,3	5,4	2,5
83FXSPBM05	83FXHSPBM05	M 5	8,3	1,07	7,9	6,6	6,1	6,2	2,5
83FXSPBM06	83FXHSPBM06	M 6	9,2	1,32	9,5	8,2	7,7	7,8	2,8
83FXSPBM08	83FXHSPBM08	M 8	9,2	1,32	11,1	9,7	9,3	9,3	3,8
83FXSPBM10	83FXHSPBM10	M10	9,2	1,32	14,0	12,7	12,2	12,3	5,0



VERSIONE PRIGIONIERO A RICHIESTA
STUD VERSION ON REQUEST
GEWINDESTIFT AUSFÜHRUNG AUF
ANFRAGE
GOUJON DISPONIBLE SUR DEMANDE
VERSION PRISIONERA BAJO PEDIDO

INSERTI FILETTATI IN OTTONE CIECHI INSERIMENTO COSTAMPAGGIO

FXFTCB - FXSLBCH - FXHSLBCH sono inserti in ottone cieco, studiati per il costampaggio.

BLIND ENDED BRASS THEREADED INSERTS MOULD-IN INSTALLATION

FXFTCB - FXSLBCH - FXHSLBCH are blind ended brass threaded inserts designed for mould-in applications.

EINSÄTZE AUS MESSING GESCHLOSSEN FÜR GEGOSSENE BAUTEILE

FXFTCB - FXSLBCH - FXHSLBCH sind Messing Einsätze, geschlossene Ausführung, gesondert für gegossene Bauteile entwickelt

INSERTS FILETÉS EN LAITON BORGNE INSERTION PAR MOULAGE

FXFTCB - FXSLBCH - FXHSLBCH sont des inserts borgnes, indiqués pour le moulage.

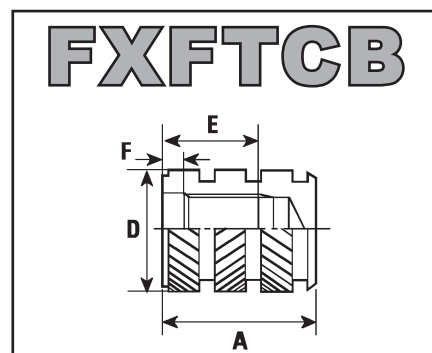
INSERTOS LATON ROSCADOS CIEGOS INSTALACION EN INTERIOR DE MOLDE

FXFTCB - FXSLBCH - FXHSLBCH son insertos de latón, diseñados para su instalación en el interior del molde.

FIXOR^{SL}

Calle del Dr. Mata num 5, 08203 Sabadell
Tel 93 710 41 60, tecnica@fixor.es
www.fixor.es

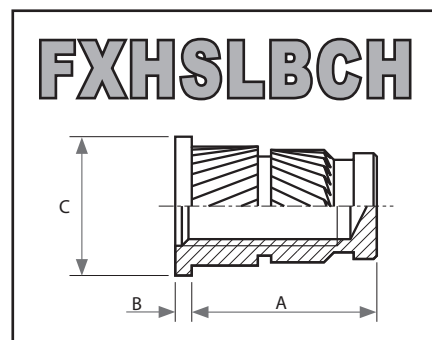
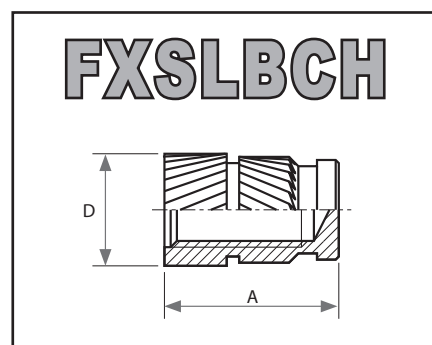
CODICE code FXFTCB	Filetto interno Internal Thread	A*	D	E min.	F
83FXFTCBM02	■ M 2	5,5	3,4	3,6	1,0
83FXFTCBM025	■ M 2,5	6,4	4,3	4,0	1,2
83FXFTCBM03	M 3	7,3	4,7	4,6	1,3
83FXFTCBM04	M 4	10,2	6,3	6,7	1,8
83FXFTCBM05	M 5	11,2	7,3	7,4	2,0
83FXFTCBM06	M 6	14,4	9,8	8,1	2,0
83FXFTCBM08	M 8	16,5	11,4	11,1	2,3
83FXFTCBM10	M10	17,9	13,8	11,9	2,4



- DISPONIBILE SOLO SU RICHIESTA
- AVAILABLE ONLY UPON REQUEST
- AUF ANFRANGE LIEFERBAR
- SUR DEMANDE
- DISPONIBLE SÓLO BAJO PEDIDO

- * DISPONIBILI ALTEZZE DIFFERENTI
- * AVAILABLE IN DIFFERENT LENGTHS
- * VERFÜGBAR IN VERSCHIEDENEN LÄNGEN
- * PLUSIEURS HAUTEURS DISPONIBLES
- * DISPONIBLES OTRAS ALTURAS

CODICE code FXSLBCH	CODICE code FXHSLBCH	Filetto interno Internal Thread	A*	D	C	B
83FXSLBM03CH	83FXHSLBM03CH	M 3	8,8	4,6	5,6	0,6
83FXSLBM04CH	83FXHSLBM04CH	M 4	12,2	6,3	7,2	0,8
83FXSLBM05CH	83FXHSLBM05CH	M 5	15,0	7,0	8,0	1,0
83FXSLBM06CH	83FXHSLBM06CH	M 6	15,0	8,6	9,5	1,3
83FXSLBM08CH	83FXHSLBM08CH	M 8	15,0	10,2	11,0	1,3



- * DISPONIBILI ALTEZZE DIFFERENTI
- * AVAILABLE IN DIFFERENT LENGTHS
- * VERFÜGBAR IN VERSCHIEDENEN LÄNGEN
- * PLUSIEURS HAUTEURS DISPONIBLES
- * DISPONIBLES OTRAS ALTURAS

BUSSOLE AUTOFILETTANTI TIPO FXSCTB INSERIMENTO CON UTENSILE MANUALE O UTENSILE A MACCHINA

Le bussole autofilettanti FXSCTB e FXHSCTB vengono avvitate sia su termoplastici sia su termoindurenti.
E' ottima la loro tenuta al taglio ed alla trazione. Disponibili in ottone, in acciaio temprato ed in inox.

FIXOR^{SL}

Calle del Dr. Mata num 5, 08203 Sabadell
Tel 93 710 41 60, tecnica@fixor.es
www.fixor.es

SELF-TAPPING THREADED INSERTS FXSCTB TYPE INSTALLATION WITH HAND TOOL OR TAPPING MACHINE

FXSCTB and FXHSCTB are self-tapping threaded inserts suitable for thermoplastic and thermosetting materials.
High pull-out resistance. Available in brass, hardened steel or stainless steel.

SELBSTSCHNEIDENDE BUCHSEN TYP FXSCTB EINSATZ DURCH MANUELLES WERKZEUG ODER DURCH GEWINDEBOHRMASCHINE

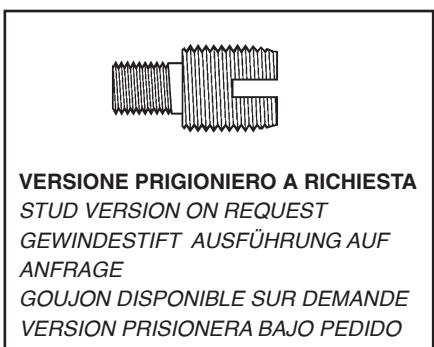
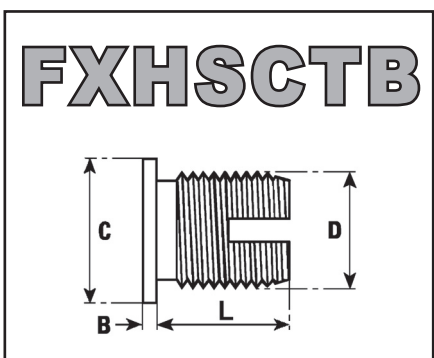

Die selbstschneidende Buchsen FXSCTB und FXHSCTB werden verschraubt in Duroplaste wie auch in Thermoplaste. Sehr hohe Zug- und Scherfestigkeit.
Verfügbar in Messing, Stahl Einsatzgehärtet und Edelstahl.

DOUILLES AUTOTARAUEUSES TYPE FXSCTB MONTAGE MANUEL OU À LA MACHINE

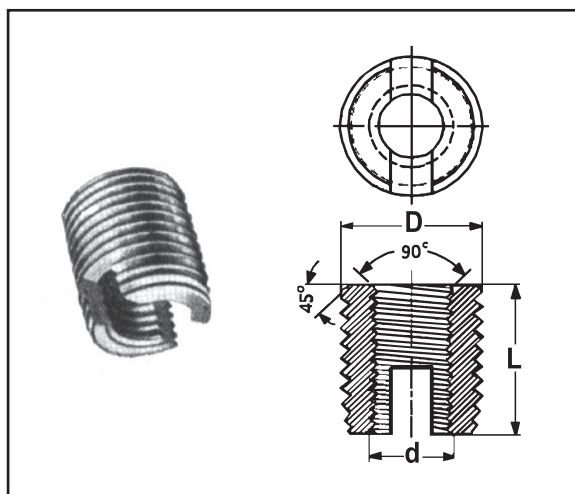
Les douilles autotaraueuses FXSCTB et FXHSCTB peuvent être vissées sur thermoplastiques et sur thermodurcissables.
Excellente tenue à l'arrachement et au cisaillement. Disponibles en laiton, en acier trempé et en inox.

INSERTOS ROSCADOS AUTOTALADRANTES TIPO FXSCTB INSTALACION CON UTENSILIO MANUAL O MAQUINA AUTOMATICA

FXSCTB y FXHSCTB se pueden instalar en termoplásticos y termoendurentes.
Excelent resistencia a la tracción y cizalla. Disponibles en latón, acero templado y acero inoxidable.



d Filetto interno Internal Thread	D Filetto esterno External Thread			L	C	B
M 2,5 x 0,45	4,5 x 0,5	4,0 - 4,3	8	6	6,0	0,58
M 3 x 0,5	5,0 x 0,5	4,5 - 4,8	8	6	6,5	0,58
M 4 x 0,7	6,5 x 0,75	5,8 - 6,2	10	8	8,0	0,89
M 5 x 0,8	8,0 x 1,0	7,1 - 7,6	13	10	9,5	1,06
M 6 x 1,0	9,0 x 1,0	8,1 - 8,6	15	12	12,5	1,32
M 6 x 1,0	10,0 x 1,5	8,6 - 9,4	17	14	12,0	1,32
M 8 x 1,25	12,0 x 1,5	10,6 - 11,4	18	15	14,0	1,32
M 10 x 1,5	14,0 x 1,5	12,6 - 13,4	22	18	16,0	1,57
M 12 x 1,75	16,0 x 1,5	14,6 - 15,4	26	22	18,0	1,57
M 14 x 2,0	18,0 x 1,5	16,6 - 17,4	28	24	-	-
M 16 x 2,0	20,0 x 1,5	18,6 - 19,4	27	22	-	-
M 18 x 2,5	22,0 x 1,5	20,8 - 21,4	29	24	-	-
M 20 x 2,5	26,0 x 1,5	24,8 - 25,4	32	27	-	-
M 24 x 3,0	30,0 x 1,5	28,8 - 29,4	36	30	-	-



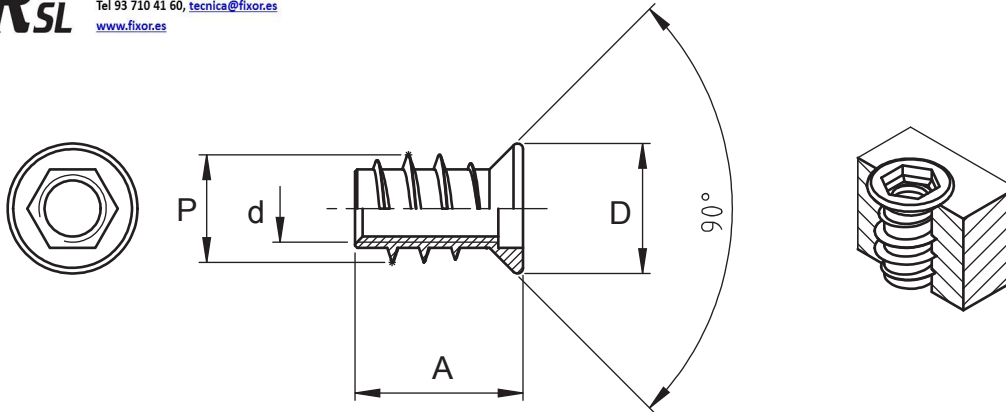
CODICE CODE	CODICE CODE	CODICE CODE	d Filetto interno Internal Thread	D Filetto esterno External Thread	L
OTTONE BRASS MESSING LAITON LATÓN	ACCIAIO STEEL STAHL ACIER ACERO	ACCIAIO INOX STAINLESS STEEL ROSTFREIER STAHL INOX INOX			
83FXSCTBM025	83ACF212M025	83IXF212M025	M 2,5 x 0,45	4,5 x 0,5	6
83FXSCTBM03	83ACF212M03	83IXF212M03	M 3 x 0,5	5,0 x 0,5	6
83FXSCTBM04	83ACF212M04	83IXF212M04	M 4 x 0,7	6,5 x 0,75	8
83FXSCTBM05	83ACF212M05	83IXF212M05	M 5 x 0,8	8,0 x 1,0	10
83FXSCTBM06A	83ACF212M06A	83IXF212M06A	M 6 x 1,0	9,0 x 1,0	12
83FXSCTBM06	83ACF212M06	83IXF212M06	M 6 x 1,0	10,0 x 1,5	14
83FXSCTBM08	83ACF212M08	83IXF212M08	M 8 x 1,25	12,0 x 1,5	15
83FXSCTBM10	83ACF212M10	83IXF212M10	M 10 x 1,5	14,0 x 1,5	18
83FXSCTBM12	83ACF212M12	83IXF212M12	M 12 x 1,75	16,0 x 1,5	22
83FXSCTBM14	83ACF212M14	83IXF212M14	M 14 x 2,0	18,0 x 1,5	24
83FXSCTBM16	83ACF212M16	83IXF212M16	M 16 x 2,0	20,0 x 1,5	22
83FXSCTBM18	83ACF212M18	83IXF212M18	M 18 x 2,5	22,0 x 1,5	24
83FXSCTBM20	83ACF212M20	83IXF212M20	M 20 x 2,5	26,0 x 1,5	27
83FXSCTBM24	83ACF212M24	83IXF212M24	M 24 x 3,0	30,0 x 1,5	30

BUSSOLE AUTOFILETTANTI TIPO BF-BZ

SELF-TAPPING THREADED INSERTS BF-BZ TYPE
SELBSTSCHNEIDENDE BUCHSEN TYP BF-BZ
DOUILLES AUTOTARAUDEUSES TYPE BF-BZ
INSERTOS ROSCADOS AUTOTALADRANTES TIPO BF-BZ

FIXOR^{SL}

Calle del Dr. Mata num 5, 08203 Sabadell
Tel 93 710 41 60, tecnica@fixor.es
www.fixor.es



d Filetto interno Internal Thread	D			A	P	Ferro Steel	Zama Zamac
M 4 x 0,7	9	5,5 - 6,0	13	10	8	86BFM410	86BZM410
M 5 x 0,8	12	7,7 - 8,2	16	13	10	86BFM513	86BZM513
M 6 x 1,0			15	12		86BFM612	86BZM612
M 6 x 1,0			16	13		86BFM613	86BZM613
M 6 x 1,0			17	14		86BFM614	86BZM614
M 6 x 1,0	12	7,7 - 8,2	18	15	10	86BFM615	86BZM615
M 6 x 1,0			20	17		86BFM617	86BZM617
M 6 x 1,0			23	20		86BFM620	86BZM620
M 6 x 1,0			27	24		86BFM624	86BZM624
M 8 x 1,25			16	13		86BFM813	86BZM813
M 8 x 1,25			18	15		86BFM815	86BZM815
M 8 x 1,25			20	17		86BFM817	86BZM817
M 8 x 1,25	14	9,7 - 10,2	23	20	12,5	86BFM820	86BZM820
M 8 x 1,25			25	22		86BFM822	86BZM822
M 8 x 1,25			27	24		86BFM824	86BZM824
M 8 x 1,25			31	28		86BFM828	86BZM828
M 10 x 1,5			20	16		86BFM1016	86BZM1016
M 10 x 1,5			21	17		86BFM1017	86BZM1017
M 10 x 1,5	17	12,4 - 12,9	22	18	15,3	86BFM1018	86BZM1018
M 10 x 1,5			24	20		86BFM1020	86BZM1020
M 10 x 1,5			29	25		86BFM1025	86BZM1025

RIVETTI PER MATERIE PLASTICHE ALLUMINIO / ACCIAIO ZINCATO T. TONDA

PEEL RIVETS ALUMINIUM / STEEL ZINC PLATED DOME HEAD

SPREIZBLINDNIETE ALUMINIUM / STAHL VZ FLACHKOPF




RIVETS ÉCLATÉS ALUMINIUM / ACIER ZINGUÉ TÊTE PLATE

REMACHES PARA MATERIAS PLASTICAS ALUMINIO / ACERO CINCADO CABEZA ALOMADA

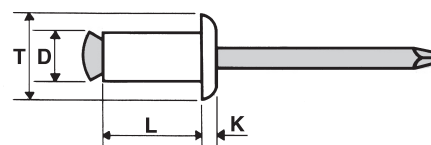
5
19.28

FIXOR^{SL}

Calle del Dr. Mata num 5, 08203 Sabadell
Tel 93 710 41 60, tecnica@fixor.es
www.fixor.es

D +0,08/-0,15	L +1/-0,2	T max	K max	∅ foro/hole		CODICE code		
3,2	8	6,7	1,3	3,7	0,5 - 1 1 - 3 3 - 5	01FA3208TT 01FA3210TT 01FA3212TT	700 N	765 N
	10							
	12							
4,0	10	8,4	1,7	4,5	1,5 - 5 4 - 6 6 - 9 8 - 11 10 - 13 12 - 15 15 - 20 18 - 24	01FA4010TT 01FA4012TT 01FA4014TT 01FA4016TT 01FA4018TT 01FA4020TT 01FA4025TT 01FA4030TT	1150 N	1260 N
	12							
	14							
	16							
	18							
	20							
	25							
	30							
	4,8							
12								
14								
16								
18								
20								
24								
25								
30								
35								
40								
45								
50								

FA - TT



RIVETTI PER MATERIE PLASTICHE ALLUMINIO / ALLUMINIO TESTA TONDA

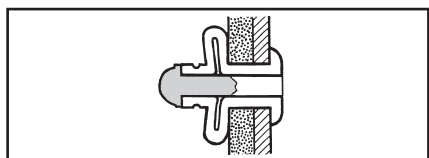
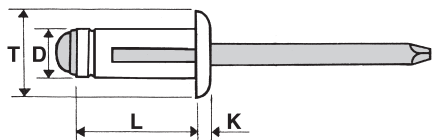
BLIND RIVETS FOR PLASTIC ALUMINIUM / ALUMINIUM DOME HEAD

LASCHENBLINDNIETE ALUMINIUM / ALUMINIUM FLACHKOPF

RIVETS POUR PLASTIQUE ALUMINIUM / ALUMINIUM TÊTE PLATE

REMACHES PARA MATERIAS PLASTICAS ALUMINIO / ALUMINIO CABEZA ALOMADA

AL-SOF - TT



D +0,08/-0,15	L +1/-0,2	T max	K max	∅ foro/hole		CODICE code			
4,0	13,6	8,2	1,6	4,2 - 4,5	1 - 3	01ALSOF4014TT	800 N	500 N	
	18,8					3 - 7			01ALSOF4019TT
4,8	15,3	10,1	2,1	5,0 - 5,3	1 - 3	01ALSOF4815TT	1100 N	900 N	
	20,5					3 - 9			01ALSOF4821TT
	24,5					5 - 12			01ALSOF4825TT

FIXOR^{SL}

Calle del Dr. Mata num 5, 08203 Sabadell
Tel 93 710 41 60, tecnica@fixor.es
www.fixor.es

AL-SOF - TTO

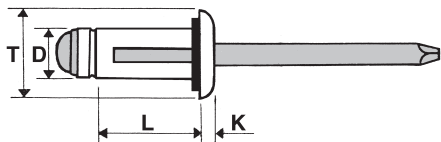
La rondella in neoprene garantisce la tenuta stagna

Good seal thanks to neoprene washer

Mit Neopren Unterkopf Dichtung

Bonne étanchéité grâce à l'anneau en néoprène

Buen sellado gracias a arandela de neopreno



D +0,08/-0,15	L +1/-0,5	T max	K max	∅ foro/hole		CODICE code			
5,2	17,5	11,7	2,2	5,3	0,5 - 4,8	01ALSOF5218TTO	3200 N	2000 N	
	22,2					4,8 - 9,5			01ALSOF5222TTO
	25,4					7,9 - 12,7			01ALSOF5225TTO
	28,6					11,1 - 15,9			01ALSOF5229TTO
	31,8					14,3 - 19,1			01ALSOF5232TTO

INSERTI FILETTATI SPECIALI

SPECIAL THREADED INSERTS

SONDERANFERTIGUNGEN

INSERTS FILETÉS SPÉCIAUX

INSERTOS ROSCADOS ESPECIALES


FIXOR_{SL}

Calle del Dr. Mata num 5, 08203 Sabadell
Tel 93 710 41 60, tecnica@fixor.es
www.fixor.es

5

21.28

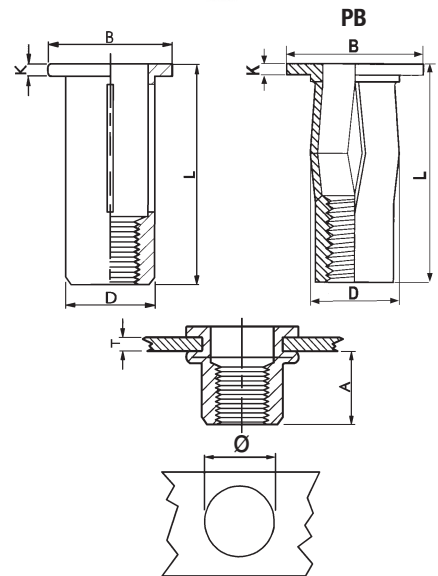
ACCIAIO Z. B. CROMO III
STEEL ZINC PLATED Cr III
STAHL VERZINKT Cr III
ACIER ZINGUÉ Cr III
ACERO CINCADO Cr III


CODICE CODE		T GRIP	∅ foro/hole	D MAX	B	K	L	A
85ACSLOTTEDM04	M4	0,5 - 3,8	6,13 - 6,25	6,12	11,1	0,96	17,6	8,6
85ACSLOTTEDM04L		3,8 - 6,8					20,8	
85ACSLOTTEDM05	M5	0,5 - 4,4	7,48 - 7,62	7,47	12,7	0,96	22	9,9
85ACSLOTTEDM05L		4,4 - 8,1					24,8	
85ACSLOTTEDM06	M6	0,5 - 7,1	8,80 - 8,93	8,79	15,9	1,5	27,3	12,8
85ACSLOTTEDM06L		7,1 - 12,7					32,8	
85ACSLOTTEDM06PB		0,5 - 7,1	10,00-10,15	9,8			25	13,2
85ACSLOTTEDM06LPB		7,1 - 12,7					31	
85ACSLOTTEDM08	M8	0,5 - 7,1	11,11-11,50	11,1	19	1,6	30,5	14,5
85ACSLOTTEDM08L		7,1 - 12,7					36,5	
85ACSLOTTEDM08PB		0,5 - 7,1	12,7 - 12,85	12,57			29	19,7
85ACSLOTTEDM08LPB		7,1 - 12,7					35	
85ACSLOTTEDM10	M10	0,5 - 7,1	13,07-13,26	13,6	22,2	2,2	33,2	15,8
85ACSLOTTEDM10L		7,1 - 12,7					38,7	
85ACSLOTTEDM10PB		0,5 - 7,1	15,09-15,24	14,9			31	19,7

SLOTTED

TESTA TONDA

FLAT HEAD
FLACHKOPF
TÊTE PLATE
CABEZA PLANA

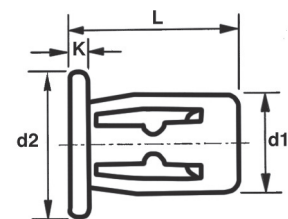



CODICE CODE		GRIP	d1	∅ foro/hole	d2	K	L
86JFM04-C	M4	0,4 - 4,7	8,1	8,2	11,9	1,8	16,6
86JFM04-L		4,7 - 9,5					21,4
86JFM05-C	M5	0,4 - 4,7	9,7	9,8	13,5	1,8	18,2
86JFM05-L		4,7 - 9,5					22,6
86JFM06-C	M6	0,4 - 4,7	11,2	11,3	15,9	1,8	18,6
86JFM06-M		4,7 - 9,5					23,4
86JFM06-L		9,5 - 12,7					27,8

JACKFIX

TESTA TONDA

FLAT HEAD
FLACHKOPF
TÊTE PLATE
CABEZA PLANA



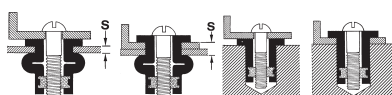
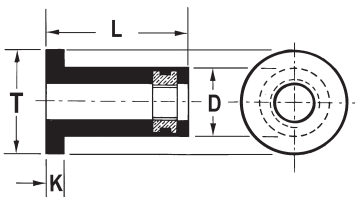
INSERTI FILETTATI SPECIALI




SPECIAL THREADED INSERTS
SONDERANFERTIGUNGEN
INSERTS FILETÉS SPÉCIAUX
INSERTOS ROSCADOS ESPECIALES

RN

NEOPRENE / OTTONE

NEOPRENE / BRASS
NEOPREN / MESSING
NÉOPRÈNE / LAITON
NEOPRENO / LATON



CODICE CODE		S	D +0,07 0,1	 +0,1 -0	T +/- 0,3	K +/- 0,15	L	 Nm
85RN314	M3	0,4 - 4,0	7,9	8,0 - 8,3	11	1,4	12,6	0,36
85RN414	M4	0,4 - 4,0	7,9	8,0 - 8,3	11	1,4	12,6	0,35
85RN515	M5	0,4 - 4,9	9,6	9,7 - 9,9	12,7	0,9	14,1	0,54
85RN527		7,9 - 16,0			14	1,3	26,1	0,35
85RN541		20,5 - 30,0			14	1,3	39,8	1,14
85RN617	M6	0,4 - 2,8	12,7	12,8 - 13,0	16	1,3	16	1,13
85RN626		0,8 - 4,7			17,5	4,7	21,1	1,69
85RN628		6,4 - 11,5			16,3	1,3	26,7	1,13
85RN822	M8	0,4 - 4,0	15,9	16,0 - 16,2	22,1	3,2	18,3	2,82
85RN834		3,9 - 9,5	15,9		22,1	5,7	27,9	
85RN852		19,5 - 32,0	18,0		20	1,6	50	

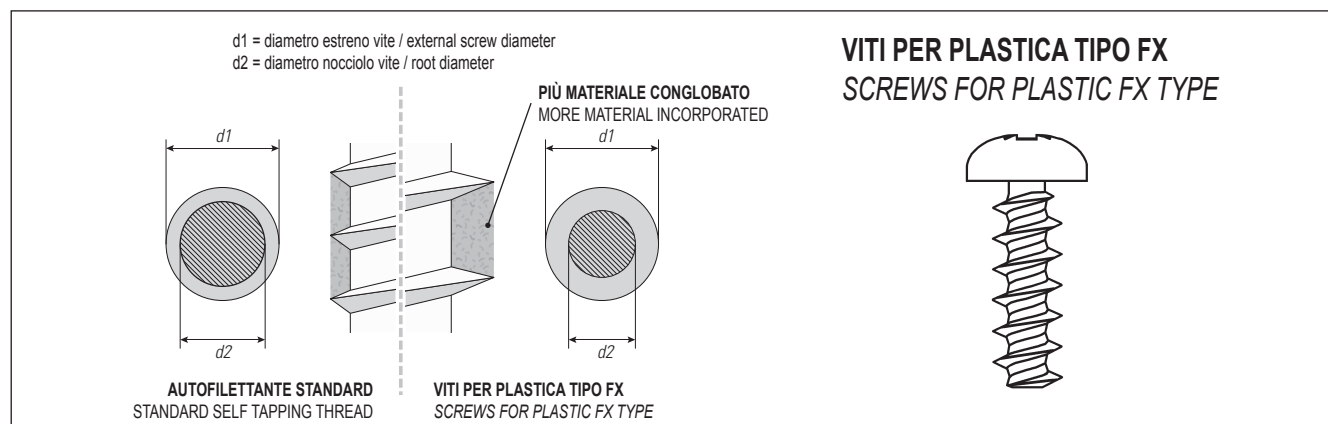
VITI PER PLASTICA - INFORMAZIONI TECNICHE

SCREWS FOR PLASTIC - TECHNICAL INFORMATION

SCHRAUBEN FÜR KUNSTSTOFF - TECHNISCHE INFORMATIONEN

VIS POUR PLASTIQUE - DONNÉES TECHNIQUES

TORNILLOS METALICOS PARA FIJAR EN PLASTICO - INFORMACION TECNICA



Diametro vite nominale (d1) Nominal screw diameter (d1)	2.2	2.5	3.0	3.5	4.0	4.5	5.0	5.5	6.0	7.0
Foro (d1x0,7)-(d1x0,85) Hole	1.54-1.87	1.75-2.12	2.10-2.55	2.45-2.97	2.80-3.4	3.15-3.82	3.50-4.25	3.85-4.67	4.20-5.1	4.90-5.95
Coppia di rottura (Nm) Breaking torque (Nm)	0.52	0.60	1.00	1.45	2.15	2.85	4.35	6.55	9.15	15.60
Coppia di chiusura Max (Nm) Max tightening torque (Nm)	0.30	0.40	0.70	1.00	1.40	1.90	2.90	4.30	6.00	10.30

VITI PER PLASTICA TIPO FXTC+

SCREWS FOR PLASTIC FXTC+ TYPE

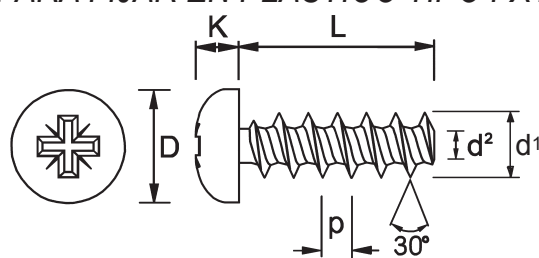
SCHRAUBEN FÜR KUNSTSTOFF TYP FXTC+

VIS POUR PLASTIQUE TYPE FXTC+

TORNILLOS METALICOS PARA FIJAR EN PLASTICO TIPO FXTC+

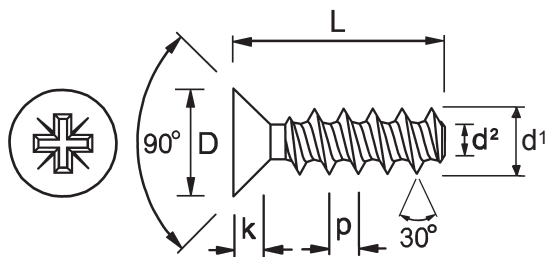
FIXOR^{SL}

Calle del Dr. Mata num 5, 08203 Sabadell
Tel 93 710 41 60, tecnica@fixor.es
www.fixor.es



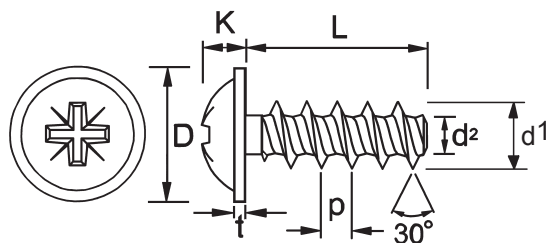
Misura / Size d1	2.2	2.5	3.0	3.5	4.0	4.5	5.0	5.5	6.0	7.0
Lunghezza/Length	5 - 10	5 - 12	6 - 20	8 - 25	8 - 30	8 - 30	12 - 35	12 - 40	12 - 45	12 - 50
d2	1.25	1.40	1.66	1.91	2.17	2.53	2.68	3.47	3.19	4.77
p	0.98	1.12	1.34	1.57	1.79	2.04	2.24	2.44	2.69	3.04
Foro / Hole	1.54 - 1.87	1.75 - 2.12	2.10 - 2.55	2.45 - 2.97	2.80 - 3.40	3.15-3.82	3.50 - 4.25	3.85-4.67	4.20 - 5.10	4.90 - 5.95
D	3.9	4.4	5.3	6.1	7.0	7.3	8.8	9.3	10.5	12.3
K	1.5	1.7	2.0	2.5	2.7	2.8	3.4	3.5	4.0	4.5
Impronta PZ/PH Recess PZ/PH No.	1	1	1	2	2	2	2	2	3	3

VITI PER PLASTICA TIPO FXTS+
SCREWS FOR PLASTIC FXTS+ TYPE
SCHRAUBEN FÜR KUNSTSTOFF TYP FXTS+
VIS POUR PLASTIQUE TYPE FXTS+
TORNILLOS METALICOS PARA FIJAR EN PLASTICO TIPO FXTS+



Misura / Size d1	2.2	2.5	3.0	3.5	4.0	5.0	6.0
Lunghezza/Length	5 - 10	5 - 18	6 - 25	8 - 25	10 - 30	10 - 30	12 - 30
d2	1.25	1.40	1.66	1.91	2.17	2.68	3.19
p	0.98	1.12	1.34	1.57	1.79	2.24	2.69
Foro / Hole	1.54 - 1.87	1.75 - 2.12	2.10 - 2.55	2.45 - 2.97	2.80 - 3.40	3.50 - 4.25	4.20 - 5.10
D	3.8	4.7	5.5	7.3	8.4	9.3	11.3
K	1.30	1.75	2.05	2.8	3.25	3.4	3.8
Impronta PZ/PH Recess PZ/PH No.	1	1	1	2	2	2	3

VITI PER PLASTICA TIPO FXTCF+
SCREWS FOR PLASTIC FXTCF+ TYPE
SCHRAUBEN FÜR KUNSTSTOFF TYP FXTCF+
VIS POUR PLASTIQUE TYPE FXTCF+
TORNILLOS METALICOS PARA FIJAR EN PLASTICO TIPO FXTCF+



Misura / Size d1	2.2	2.5	3.0	3.5	4.0	4.5	5.0	5.5	6.0	7.0
Lunghezza/Length	5 - 10	5 - 12	6 - 20	8 - 25	8 - 30	8 - 30	12 - 30	12 - 40	12 - 40	12 - 50
d2	1.25	1.40	1.66	1.91	2.17	2.53	2.68	3.47	3.19	4.77
p	0.98	1.12	1.34	1.57	1.79	2.04	2.24	2.44	2.69	3.04
Foro / Hole	1.54 - 1.87	1.75 - 2.12	2.10 - 2.55	2.45 - 2.97	2.80 - 3.40	3.15 - 3.82	3.50 - 4.25	3.85 - 4.67	4.20 - 5.10	4.90 - 5.95
D	4.4	5.0	6.0	7.0	8.0	9.3	10.0	11.3	12.0	14.8
K	1.6	1.8	2.1	2.4	2.5	2.7	3.2	3.4	4.0	4.4
t	0.5	0.6	0.7	0.8	0.9	1.0	1.1	1.1	1.3	1.4
Impronta PZ/PH Recess PZ/PH No.	1	1	1	2	2	2	2	2	3	3

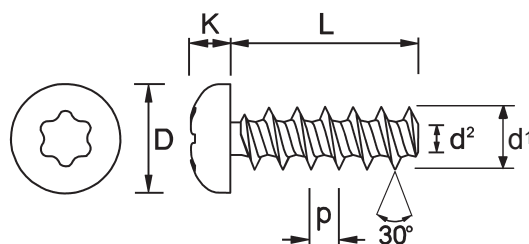
VITI PER PLASTICA TIPO FXTCTX

SCREWS FOR PLASTIC FXTCTX TYPE

SCHRAUBEN FÜR KUNSTSTOFF TYP FXTCTX

VIS POUR PLASTIQUE TYPE FXTCTX

TORNILLOS METALICOS PARA FIJAR EN PLASTICO TIPO FXTCTX



Misura / Size d1	1.8	2.2	2.5	3.0	3.5	4.0	5.0	6.0
Lunghezza/Length	5 - 12	5 - 10	5 - 12	6 - 20	8 - 25	8 - 30	12 - 35	12 - 45
d2	1.04	1.25	1.40	1.66	1.91	2.17	2.68	3.19
p	0.80	0.98	1.12	1.34	1.57	1.79	2.24	2.69
Foro / Hole	1.26 - 1.53	1.54 - 1.87	1.75 - 2.12	2.10 - 2.55	2.45 - 2.97	2.80 - 3.40	3.50 - 4.25	4.20 - 5.10
D	3.6	4.0	4.2	5.6	6.9	7.5	8.2	10.8
K	1.3	1.5	1.6	2.1	2.3	2.6	2.9	3.8
Impronta PZ/PH Recess PZ/PH No.	T 6	T 6	T 8	T 10	T 10	T 20	T 20	T 25

VITI PER PLASTICA TIPO FXTCFTX

SCREWS FOR PLASTIC FXTCFTX TYPE

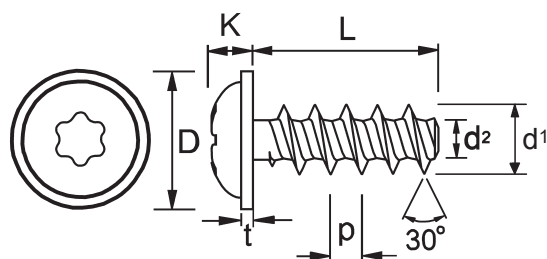
SCHRAUBEN FÜR KUNSTSTOFF TYP FXTCFTX

VIS POUR PLASTIQUE TYPE FXTCFTX

TORNILLOS METALICOS PARA FIJAR EN PLASTICO TIPO FXTCFTX

FIXOR^{SL}

Calle del Dr. Mata num 5, 08203 Sabadell
Tel 93 710 41 60, tecnica@fixor.es
www.fixor.es



Misura / Size d1	2.2	2.5	3.0	3.5	4.0	5.0	6.0
Lunghezza/Length	4 - 10	5 - 10	6 - 25	8 - 25	8 - 30	8 - 30	12 - 30
d2	1.25	1.40	1.66	1.91	2.17	2.68	3.19
p	0.98	1.12	1.34	1.57	1.79	2.24	2.69
Foro / Hole	1.54 - 1.87	1.75 - 2.12	2.10 - 2.55	2.45 - 2.97	2.80 - 3.40	3.50 - 4.25	4.20 - 5.10
D	4.5	5.0	6.0	7.0	8.0	10.0	12.0
K	1.4	1.5	2.1	2.4	2.6	3.3	3.6
t	0.5	0.5	0.6	0.7	0.8	1.0	1.2
Impronta PZ/PH Recess PZ/PH No.	T 6	T 6	T 10	T 10	T 20	T 20	T 25

A RICHIESTA / ON DEMAND



FXTSTX



FXTSCTX

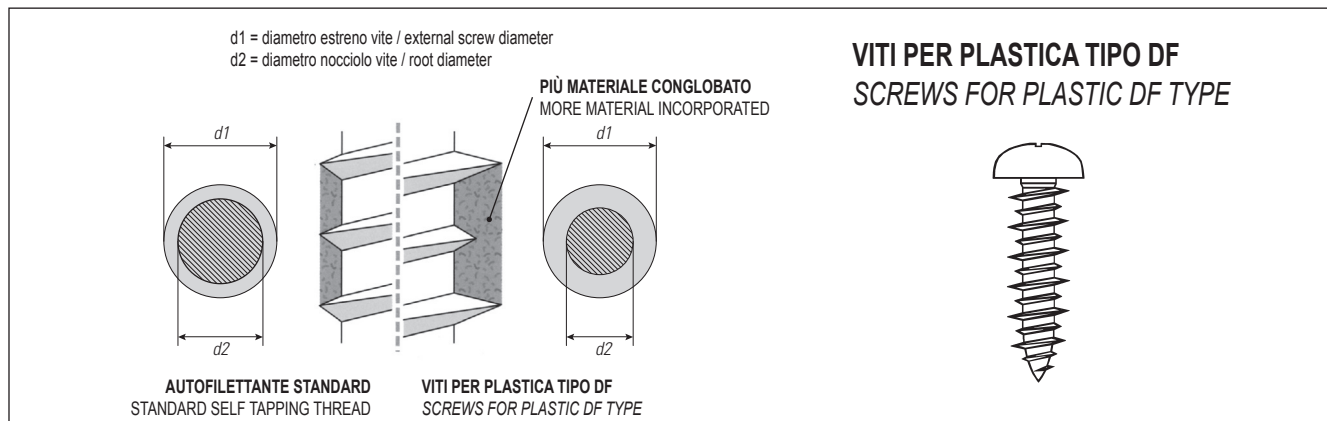


FXTE



FXFEF

VITI PER PLASTICA - INFORMAZIONI TECNICHE
SCREWS FOR PLASTIC - TECHNICAL INFORMATION
SCHRAUBEN FÜR KUNSTSTOFF - TECHNISCHE INFORMATIONEN
VIS POUR PLASTIQUE - DONNÉES TECHNIQUES
TORNILLOS METALICOS PARA FIJAR EN PLASTICO - INFORMACION TECNICA

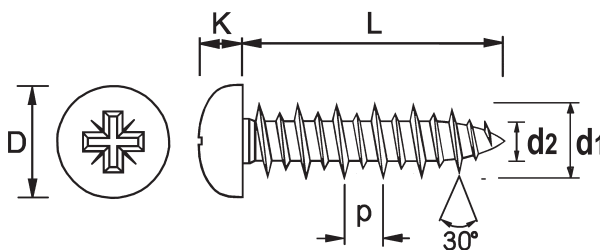


Diametro vite nominale (d1) Nominal screw diameter (d1)	3.0	3.5	4.0	4.5	5.0	5.5	6.0	7.0
Foro (d1x0,7)-(d1x0,9) Hole	2.10 - 2.70	2.45 - 3.15	2.80 - 3.60	3.15 - 4.05	3.50 - 4.50	3.85 - 4.95	4.20 - 5.40	4.90 - 6.30
Coppia di rottura (Nm) Breaking Torque (Nm)	1.00	1.45	2.15	2.85	4.35	6.55	9.15	15.60
Coppia di chiusura Max (Nm) Max Tightening torque (Nm)	0.70	1.00	1.40	1.90	2.90	4.30	6.00	10.30

FIXOR_{SL}

Calle del Dr. Mata num 5, 08203 Sabadell
Tel 93 710 41 60, tecnica@fixor.es
www.fixor.es

VITI PER PLASTICA TIPO DF+TC+
SCREWS FOR PLASTIC DF TYPE
SCHRAUBEN FÜR KUNSTSTOFF TYP DF
VIS POUR PLASTIQUE TYPE DF
TORNILLOS METALICOS PARA FIJAR EN PLASTICO TIPO DF



Misura / Size d1	3.0	3.5	4.0	4.5	5.0	5.5	6.0	7.0
Lunghezza/Length	6 - 20	8 - 25	8 - 30	8 - 30	12 - 35	12 - 40	12 - 45	12 - 50
d2	1.85	2.0	2.30	2.50	2.85	3.35	3.75	4.75
p	2.10	2.50	2.70	2.80	3.0	3.0	3.10	3.50
Foro / Hole	2.10 - 2.70	2.45 - 3.15	2.80 - 3.60	3.15 - 4.05	3.50 - 4.50	3.85 - 4.95	4.20 - 5.40	4.90 - 6.30
D	4.60 - 4.90	5.30 - 5.60	6.54 - 6.90	7.14 - 7.50	7.84 - 8.20	9.14 - 9.50	10.37 - 10.80	12.07 - 12.50
K	1.75 - 2.0	1.95 - 2.20	2.35 - 2.60	2.55 - 2.80	2.75 - 3.05	3.25 - 3.55	3.65 - 3.95	4.25 - 4.55
Impronta PZ/PH Recess PZ/PH No.	1	1	2	2	2	2	3	3

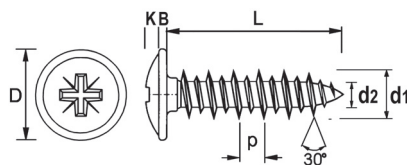
VITI PER PLASTICA TIPO DFTCF+

SCREWS FOR PLASTIC DFTCF+ TYPE

SCHRAUBEN FÜR KUNSTSTOFF TYP DFTCF+

VIS POUR PLASTIQUE TYPE DFTCF+

TORNILLOS METALICOS PARA FIJAR EN PLASTICO TIPO DFTCF+



Misura / Size d1	3.0	3.5	4.0	4.5	5.0	5.5	6.0	7.0
Lunghezza/Length	6 - 20	8 - 25	8 - 30	8 - 30	12 - 35	12 - 40	12 - 45	12 - 50
d2	1.85	2.0	2.30	2.50	2.85	3.35	3.75	4.75
p	2.10	2.50	2.70	2.80	3.0	3.0	3.10	3.50
Foro / Hole	2.10 - 2.70	2.45 - 3.15	2.80 - 3.60	3.15 - 4.05	3.50 - 4.50	3.85 - 4.95	4.20 - 5.40	4.90 - 6.30
D	6.24 - 6.60	7.04 - 7.40	8.44 - 8.80	9.14 - 9.50	9.87 - 10.30	11.07 - 11.50	12.57 - 13.0	14.57 - 15.0
K + B	1.75 - 2.0	1.95 - 2.20	2.35 - 2.60	2.55 - 2.80	2.75 - 3.05	3.25 - 3.55	3.65 - 3.95	4.25 - 4.55
B	0.47 - 0.72	0.57 - 0.82	0.67 - 0.92	0.77 - 1.02	0.87 - 1.12	0.97 - 1.22	1.07 - 1.32	1.27 - 1.52
Impronta PZ/PH Recess PZ/PH No.	1	1	2	2	2	2	3	3

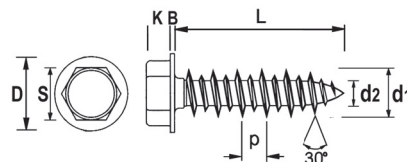
VITI PER PLASTICA TIPO DFTEF

SCREWS FOR PLASTIC DFTEF TYPE

SCHRAUBEN FÜR KUNSTSTOFF TYP DFTEF

VIS POUR PLASTIQUE TYPE DFTEF

TORNILLOS METALICOS PARA FIJAR EN PLASTICO TIPO DFTEF



Misura / Size d1	3.0	3.5	4.0	4.5	5.0	5.5	6.0	7.0
Lunghezza/Length	-	8 - 25	8 - 30	8 - 30	12 - 35	12 - 40	12 - 45	12 - 50
d2	-	2.0	2.30	2.50	2.85	3.35	3.75	4.75
p	-	2.50	2.70	2.80	3.0	3.0	3.10	3.50
Foro / Hole	-	2.45 - 3.15	2.80 - 3.60	3.15 - 4.05	3.50 - 4.50	3.85 - 4.95	4.20 - 5.40	4.90 - 6.30
D	-	6.02 - 6.50	6.61 - 7.21	8.46 - 9.18	9.01 - 9.73	9.85 - 10.61	10.20 - 11.08	12.80 - 13.66
S	-	4.82 - 5.0	5.32 - 5.50	6.78 - 7.0	6.78 - 7.0	7.78 - 8.0	7.78 - 8.0	9.78 - 10.0
K	-	1.62 - 1.87	2.42 - 2.67	2.42 - 2.67	2.92 - 3.17	3.12 - 3.42	4.15 - 4.45	4.95 - 5.25
B	-	0.28 - 0.50	0.32 - 0.54	0.47 - 0.80	0.48 - 0.78	0.48 - 0.78	0.55 - 0.99	0.79 - 1.33
Impronta PZ/PH Recess PZ/PH No.	-	1	2	2	2	2	3	3

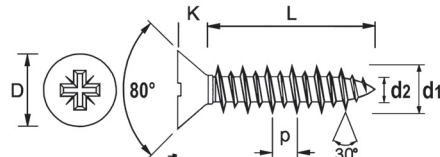
VITI PER PLASTICA TIPO DFTS+

SCREWS FOR PLASTIC DFTS+ TYPE

SCHRAUBEN FÜR KUNSTSTOFF TYP DFTS+

VIS POUR PLASTIQUE TYPE DFTS+

TORNILLOS METALICOS PARA FIJAR EN PLASTICO TIPO DFTS+



Misura / Size d1	3.0	3.5	4.0	4.5	5.0	5.5	6.0	7.0
Lunghezza/Length	6 - 20	8 - 25	8 - 30	8 - 30	12 - 35	12 - 40	12 - 45	12 - 50
d2	1.85	2.0	2.30	2.50	2.85	3.35	3.75	4.75
p	2.10	2.50	2.70	2.80	3.0	3.0	3.10	3.50
Foro / Hole	2.10 - 2.70	2.45 - 3.15	2.80 - 3.60	3.15 - 4.05	3.50 - 4.50	3.85 - 4.95	4.20 - 5.40	4.90 - 6.30
D	4.60 - 4.90	5.20 - 5.50	6.44 - 6.80	7.14 - 7.50	7.74 - 8.10	9.14 - 9.50	10.37 - 10.80	11.97 - 12.40
K	1.5	1.7	2.1	2.3	2.5	3.0	3.4	3.8
Impronta PZ/PH Recess PZ/PH No.	1	1	2	2	2	2	3	3

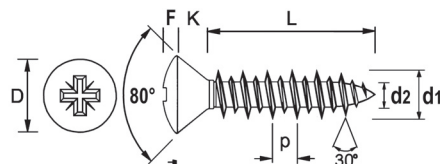
VITI PER PLASTICA TIPO DFTSC+

SCREWS FOR PLASTIC DFTSC+ TYPE

SCHRAUBEN FÜR KUNSTSTOFF TYP DFTSC+


VIS POUR PLASTIQUE TYPE DFTSC+

TORNILLOS METALICOS PARA FIJAR EN PLASTICO TIPO DFTSC



Misura / Size d1	3.0	3.5	4.0	4.5	5.0	5.5	6.0	7.0
Lunghezza/Length	6 - 20	8 - 25	8 - 30	8 - 30	12 - 35	12 - 40	12 - 45	12 - 50
d2	1.85	2.0	2.30	2.50	2.85	3.35	3.75	4.75
p	2.10	2.50	2.70	2.80	3.0	3.0	3.10	3.50
Foro / Hole	2.10 - 2.70	2.45 - 3.15	2.80 - 3.60	3.15 - 4.05	3.50 - 4.50	3.85 - 4.95	4.20 - 5.40	4.90 - 6.30
D	4.60 - 4.90	5.20 - 5.50	6.44 - 6.80	7.14 - 7.50	7.74 - 8.10	9.14 - 9.50	10.37 - 10.80	11.97 - 12.40
K	1.5	1.7	2.1	2.3	2.5	3.0	3.4	3.8
F	0.6	0.9	1.2	1.3	1.4	1.5	1.7	2.0
Impronta PZ/PH Recess PZ/PH No.	1	1	2	2	2	2	3	3

1



RIVETTI A STRAPPO
BLIND RIVETS
BLINDNIETE
RIVETS AVEUGLES
REMACHES CLAVO

2



INSERTI FILETTATI
THREADED INSERTS
BLINDNIETMUTTERN
INSERTS FILETES
TUERGAS REMACHABLES

3



AUTOFISSANTI
SELF CLINCHING FASTENERS
EINPRESSBEFESTIGER

4



PERNI A SILDARE
WELDING STUDS
SCHWEISSBOLZEN
GOUJONS A SOUDER
PERNOS PARA SOLDAR

6



FILETTI RIPORTATI
WIRE INSERTS

Calle del Dr. Mata num 5, 08203 Sabadell
Tel 93 710 41 60, tecnica@fixor.es
www.fixor.es

SISTEMI DI FISSAGGIO MECCANICI

Via Bellardi, 40/A - 10146 Torino (Italy) - Tel. 0039 011.7072398 / 7070877 - Fax 0039 011.7072521
E-mail: fissaggi@fixi.it - www.fixi.it

VALLE D'AOSTA - PIEMONTE - LIGURIA

Via Valgioie, 94 - 10146 Torino Italy
Tel. 0039 011.0882009 - Fax 0039 011.0882012
E-mail: info@fixivpl.it - www.fixi.it

LOMBARDIA - CANTON TICINO

Via Delle Gallarane, 10/12 - 22046 Merone (CO) Italy
Tel. 0039 031.3333486 - Fax 0039 031.3339064
E-mail: info@fixilombardia.it - www.fixi.it

TRENTINO - VENETO - FRIULI

Via Keplero, 4G/H - Z.I. di Tognana - 35028 Piove di Sacco (PD) Italy
Tel. 0039 049.8079285 - Fax 0039 049.8087725
E-mail: trevenezie@fixitrevenezie.it - www.fixi.it

EMILIA ROMAGNA - TOSCANA - SARDEGNA

Via Secci, 4 - 40132 Bologna Italy
Tel. 0039 051.0353243 - Fax 0039 051.0353244
E-mail: amministrazione@fixiets.it - www.fixi.it

MARCHE - UMBRIA - ABRUZZO - MOLISE

Via Roma, 10 - 63078 Fr. Pagliare del Tronto Spinetoli (AP) Italy
Tel. 0039 0736.814110 - Fax 0039 0736.984002
E-mail: info@fixiua.it - www.fixi.it

CENTRO SUD ITALIA

Via Arno, 50 - 63082 Castel di Lama (AP) (ITALY)
Tel. 0039 0736.812922 - Fax 0039 0736.812922
E-mail: info@fixicentrosud.it - www.fixi.it

